


Parrot



Grid size: 60 x 80 (15 x 20 cm)

This pattern is for personal use only and may not be resold or further commercially distributed in any way.

Visit <https://diamondpaintingpatterns.net> for more free diamond painting patterns.

How to use this diamond painting pattern?


















You will need a blank canvas for diamond painting and diamond drills (beads). Make sure the dimensions of the canvas you are buying are the right size for the requested pattern. The size of the canvas is usually 5 cm (2 in) higher and wider than the size of the grid (if the grid size is 15x20 cm, you need to buy 20x25 cm canvas).

Once you have your blank canvas, pattern and the required diamonds, you can print the pattern or open it on an electronic device.

Use the pattern as reference for where the appropriate diamonds will need to be placed, and place them in the corresponding areas of the blank canvas.

Please note that color variations may occur due to printer and monitor differences.

Diamond Painting Patterns

#	Symbol	DMC	Color	Name	Count
1	▀	310		Black	43
2	✕	312		Baby Blue Very Dark	233
3	◊	321		Red	343
4	≡	436		Tan	379
5	N	518		Wedgewood Light	288
6	↑	519		Sky Blue	279
7	∩	712		Cream	161
8	➤	720		Orange Spice Dark	284
9	*	738		Tan Very Light	382
10	◀	796		Royal Blue Dark	286
11	↑	815		Garnet Medium	215
12	@	838		Beige Brown Vy Dk	266
13	••	927		Gray Green Light	334
14	▷	972		Canary Deep	223
15	○	988		Forest Green Med	230
16	◆	3371		Black Brown	252
17	▲	3815		Celadon Green Dk	135
18	△	Ecru		Ecru	467

Diamond Painting Patterns

