

Leaning Tower Pisa



Grid size: 60 x 80 (15 x 20 cm)

This pattern is for personal use only and may not be resold or further commercially distributed in any way.

Visit <https://diamondpaintingpatterns.net> for more free diamond painting patterns.

How to use this diamond painting pattern?






You will need a blank canvas for diamond painting and diamond drills (beads). Make sure the dimensions of the canvas you are buying are the right size for the requested pattern. The size of the canvas is usually 5 cm (2 in) higher and wider than the size of the grid (if the grid size is 15x20 cm, you need to buy 20x25 cm canvas).

Once you have your blank canvas, pattern and the required diamonds, you can print the pattern or open it on an electronic device.

Use the pattern as reference for where the appropriate diamonds will need to be placed, and place them in the corresponding areas of the blank canvas.

Please note that color variations may occur due to printer and monitor differences.

Diamond Painting Patterns

#	Symbol	DMC	Color	Name	Count
1	⬆	154		Grape Very Dark	51
2	N	414		Steel Gray Dk	230
3	⬆	517		Wedgewood Dark	211
4	⬆	728		Topaz	209
5	3	738		Tan Very Light	341
6	⬆	777		Raspberry Very Dark	105
7	⬆	797		Royal Blue	216
8	⬆	809		Delft Blue	233
9	≡	826		Blue Medium	350
10	⬆	921		Copper	89
11	⬆	924		Gray Green Vy Dark	263
12	⬆	934		Avocado Grn Black	188
13	⬆	3023		Brown Gray Light	258
14	⬆	3371		Black Brown	184
15	@	3750		Antique Blue Very Dk	215
16	△	3752		Antique Blue Very Lt	560
17	➤	3776		Mahogany Light	100
18	*	3840		Lavender Blue Light	241
19	○	3862		Mocha Beige Dark	122
20	⬆	Ecru		Ecru	634

Diamond Painting Patterns

