


## Dragon



Grid size: 60 x 80 (15 x 20 cm)

This pattern is for personal use only and may not be resold or further commercially distributed in any way.

Visit <https://diamondpaintingpatterns.net> for more free diamond painting patterns.

How to use this diamond painting pattern?







You will need a blank canvas for diamond painting and diamond drills (beads). Make sure the dimensions of the canvas you are buying are the right size for the requested pattern. The size of the canvas is usually 5 cm (2 in) higher and wider than the size of the grid (if the grid size is 15x20 cm, you need to buy 20x25 cm canvas).

Once you have your blank canvas, pattern and the required diamonds, you can print the pattern or open it on an electronic device.

Use the pattern as reference for where the appropriate diamonds will need to be placed, and place them in the corresponding areas of the blank canvas.

Please note that color variations may occur due to printer and monitor differences.

## Diamond Painting Patterns

#	Symbol	DMC	Color	Name	Count
1	≡	169		Pewter Light	198
2	◆	321		Red	192
3	†	322		Baby Blue Dark	251
4	▷	407		Desert Sand Med	194
5	••	519		Sky Blue	273
6	*	728		Topaz	267
7	3	738		Tan Very Light	226
8	∩	762		Pearl Gray Vy Lt	221
9	↑	796		Royal Blue Dark	107
10	▲	797		Royal Blue	371
11	◆	820		Royal Blue Very Dark	336
12	○	825		Blue Dark	94
13	➤	922		Copper Light	231
14	N	970		Pumpkin Light	169
15	▣	3371		Black Brown	392
16	@	3685		Mauve Very Dark	177
17	▲	3760		Wedgewood Med	460
18	△	3761		Sky Blue Light	201
19	✕	3787		Brown Gray Dark	242
20	◀	3799		Pewter Gray Vy Dk	198

# Diamond Painting Patterns

